






JANUARY 2024

Daily literacy-building activities to share with your child.

SUNDAY		MONDAY		TUESDAY		WEDNESDAY		THURSDAY		FRIDAY		SATURDAY					
1	WRITING	Draw the numbers 2024 and color them with your child. Talk about the upcoming year.		2	PLAYING	Play "Riddle Me." Take turns offering riddles. <i>I'm white and fluffy and float in the sky. I can be gray when it rains. What am I? Yes! Clouds!</i>	3	TALKING	Tell your child about winter weather and how cold it can be in some places. Is your area cold or mild? Share your favorite thing about winter.	4	SINGING	Play or sing a song your child is familiar with and act it out while you are singing or while it is playing.	5	COUNTING	Weigh your child and write it here: ____ Save the calendar and measure again in June.		
7	WRITING	With your child write down (and talk about) important dates on a 2024 calendar.		8	PLAYING	Create an obstacle course and give your child directions. <i>Go around the chair, go over the book, pick up the spoon, turn around and come back.</i>	9	TALKING	Talk about colors. Ask your child what their favorite color is and share what your favorite color is. Talk about things that are those colors.	10	SINGING	Play a favorite song and have a silly dance contest. 	11	COUNTING	Measure your child's height and write it here: ____ Save the calendar and measure again in June.		
14	PLAYING	Play "Follow the Leader." Do things and ask your child to do the same. <i>Touch your head, Turn around, Sit down, Stand up again!</i>		15	TALKING	Talk about food. <i>Which food do you each think is the most delicious? What do you want to eat for dinner?</i>	16	SINGING	Sing or say "Twinkle, Twinkle, Little Star." <i>(Words are on the back. 🐾)</i>	17	COUNTING	Sing or say "Five Little Snowmen." <i>(Words are on the back. 🐾)</i> 	18	READING	Be a reading role model. Let your child see you reading a book or magazine. 		
21	TALKING	Help your child place ice cubes in various places inside your home. Talk about which melts first. 		22	SINGING	Make up silly songs about everyday activities. <i>This is the way we brush our teeth, brush our teeth, brush our teeth, to make them very clean!</i>	23	COUNTING	Count snacks. <i>How many crackers are there?</i>	24	READING	Read a book about winter.	25	WRITING	Take turns using your finger to draw shapes in the air and guessing what the shape is. <i>Circle, square, triangle, heart, diamond, etc.</i>		
28	SINGING	Sing or say "Hickory Dickory Dock." <i>(Words are on the back. 🐾)</i>		29	COUNTING	Measure your feet day! Line up all the family's shoes and boots. Whose are the biggest? The smallest?	30	READING	Choose a letter of the day. Point out the letter wherever you see it today.	31	WRITING	Use words or pictures to make lists of favorite things, places they want to visit, or things they're curious about.	26	PLAYING	Play "Spy." Give the first letter of an object as a clue. <i>I spy with my little eye something that begins with... D. Yes, dish!</i>		
												27	TALKING	Give your child choices. <i>Would you rather wear your white shirt or your purple shirt? Would you rather play with the ball or the blocks?</i>	20	PLAYING	Go on a scavenger hunt. <i>Look for things that begin with T. Toys, trees, toes.</i> 