

Bureau of Labor Statistics

Help! I'm an Accidental Gov Info Librarian

Mary G. Scanlon
Wake Forest University

Agenda

- Place BLS in context of other Federal Gov't agencies
- Review BLS' activities
- Review scope of information covered at BLS
- Review steps to retrieve and download data

Learning Outcomes

- Understand breadth and scope of information reported by BLS
- Be able to navigate to BLS data, access data tables and download to Excel
- Be able to navigate to BLS publications and download articles

Bureau of Labor Statistics

Federal Government





Mission

The Bureau of Labor Statistics of the U.S. Department of Labor is the principal Federal agency responsible for measuring labor market activity, working conditions, and price changes in the economy. Its mission is to collect, analyze, and disseminate essential economic information to support public and private decision-making. As an independent statistical agency, BLS serves its diverse user communities by providing products and services that are objective, timely, accurate, and relevant.



Mission

The Bureau of Labor Statistics of the U.S. Department of Labor is the principal Federal agency responsible for **measuring labor market activity, working conditions, and price changes** in the economy. Its mission is to **collect, analyze, and disseminate essential economic information** to support public and private decision-making. As an independent statistical agency, BLS serves its diverse user communities by providing products and services that are objective, timely, accurate, and relevant.

Topics Covered at BLS

Inflation & Prices	Pay & Benefits	Spending & Time Use
Unemployment	Employment	Workplace injuries
Productivity	International	Regional Resources

Inflation

The change in prices over time

Inflation

The change in prices over time:

- Consumer prices
- Producer prices
- Import/export prices

Inflation

- Consumer Price Index
- Producer Price Indexes
- Import/Export Price Indexes

Pay & Benefits

- Employment Costs
- Wages by Area & Occupation
- Earnings by Demographics and Industry
- Benefits
- Strikes & Lockouts

Spending & Time Use

- Consumer Expenditure Survey (CE)
- American Time Use Survey (ATUS)

Unemployment

- Working age adults who are:
 - out of work
 - have actively sought employment in the last 4 weeks
 - are available to work

Unemployment

- National Unemployment Rate
- State & Local Unemployment Rates
- Mass Layoffs

Employment

National

State & Local

State & County

Employment by

Occupation

Worker Characteristics

Workplace Injuries

- Nonfatal Injuries and Illnesses, and Fatal Injuries (IIF)

Productivity

- Labor Productivity & Costs
- Productivity Research

International

- International Labor Comparisons
- Import/Export Price Indexes

Overwhelmed, yet?

AUG
08

Productivity grows 2.5% in 2nd quarter 2014 (annual rate); unit labor costs grow 0.6%

Productivity increased 2.5 percent in the nonfarm business sector in the second quarter of 2014; unit labor costs increased 0.6 percent (seasonally adjusted annual rates). In manufacturing, productivity increased 3.6 percent and unit labor costs decreased 1.3 percent.
[HTML](#) | [PDF](#) | [RSS](#)

AUG
07

Productivity rose in 39 of 54 detailed mining, trade and food services industries in 2013

Labor productivity rose in mining, in wholesale trade and in retail trade but fell in food services and drinking places in 2013. Within these sectors, productivity increased in nearly three-fourths of the detailed industries studied.
[HTML](#) | [PDF](#) | [RSS](#)

- 08/01/2014* Payroll employment increases in July (+209,000); unemployment rate changes little (6.2%)
- 07/31/2014* Compensation costs up 0.7% March-June 2014, and 2.0% over the year ending June
- 07/30/2014* Gross job gains 7.3 million and gross job losses 6.5 million in the 4th quarter of 2013
- 07/30/2014* June jobless rates down over the year in 359 of 372 metro areas; payroll jobs up in 307
- 07/25/2014* Medical care benefits available to 86 percent of full-time private workers in March 2014

[read more »](#)

MONTHLY LABOR REVIEW



Multiple jobholding in states in 2013

In 2013, the multiple-jobholding rate in individual states continued to vary considerably from the national average of 4.9 percent, a rate that has been unchanged since 2010. [read more »](#)

◀ 1 2 3 4 5 ▶
[Archives »](#)

GEOGRAPHIC INFORMATION »

LATEST PRODUCTS	PRODUCTS BY STATE	PRODUCTS BY SUBJECT
LATEST PRODUCTS FROM THE REGIONAL OFFICES:		
New England: Boston area households paid an average of \$3.699	Midwest: Chicago area consumer prices were up 0.4% in	

LATEST NUMBERS [RSS](#)

Consumer Price Index (CPI):
+0.3% in Jun 2014  

Unemployment Rate:
6.2% in Jul 2014  

Payroll Employment:  

AUG
08

Productivity grows 2.5% in 2nd quarter 2014 (annual rate); unit labor costs grow 0.6%

Productivity increased 2.5 percent in the nonfarm business sector in the second quarter of 2014; unit labor costs increased 0.6 percent (seasonally adjusted annual rates). In manufacturing, productivity increased 3.6 percent and unit labor costs decreased 1.3 percent.

[HTML](#) | [PDF](#) | [RSS](#)

AUG
07

Productivity rose in 39 of 54 detailed mining, trade and food services industries in 2013

Labor productivity rose in mining, in wholesale trade and in retail trade but fell in food services and drinking places in 2013. Within these sectors, productivity increased in nearly three-fourths of the detailed industries studied.

[HTML](#) | [PDF](#) | [RSS](#)

08/01/2014
07/31/2014
07/30/2014
07/30/2014
07/25/2014

- Payroll employment increases in July (+209,000); unemployment rate changes little (6.2%)**
- Compensation costs up 0.7% March-June 2014, and 2.0% over the year ending June**
- Gross job gains 7.3 million and gross job losses 6.5 million in the 4th quarter of 2013**
- June jobless rates down over the year in 359 of 372 metro areas; payroll jobs up in 307**
- Medical care benefits available to 86 percent of full-time private workers in March 2014**

[read more »](#)

MONTHLY LABOR REVIEW



Multiple jobholding in states in 2013

In 2013, the multiple-jobholding rate in individual states continued to vary considerably from the national average of 4.9 percent, a rate that has been unchanged since 2010. [read more »](#)

◀ 1 2 3 4 5 ▶
[Archives »](#)

LATEST NUMBERS

Consumer Price Index (CPI):
+0.3% in Jun 2014



Unemployment Rate:
6.2% in Jul 2014



Payroll Employment:



GEOGRAPHIC INFORMATION »

LATEST PRODUCTS

PRODUCTS BY STATE

PRODUCTS BY SUBJECT

LATEST PRODUCTS FROM THE REGIONAL OFFICES:

New England:

Boston area households paid an average of \$3.699

Midwest:

Chicago area consumer prices were up 0.4% in

AUG

08

Productivity grows 2.5% in 2nd quarter 2014 (annual rate); unit labor costs grow 0.6%

Productivity increased 2.5 percent in the nonfarm business sector in the second quarter of 2014; unit labor costs increased 0.6 percent (seasonally adjusted annual rates). In manufacturing, productivity increased 3.6 percent and unit labor costs decreased 1.3 percent.

[HTML](#) | [PDF](#) | [RSS](#)

AUG

07

Productivity rose in 39 of 54 detailed mining, trade and food services industries in 2013

Labor productivity rose in mining, in wholesale trade and in retail trade but fell in food services and drinking places in 2013. Within these sectors, productivity increased in nearly three-fourths of the detailed industries studied.

[HTML](#) | [PDF](#) | [RSS](#)

08/01/2014

Payroll employment increases in July (+209,000); unemployment rate changes little (6.2%)

07/31/2014

Compensation costs up 0.7% March-June 2014, and 2.0% over the year ending June

07/30/2014

Gross job gains 7.3 million and gross job losses 6.5 million in the 4th quarter of 2013

07/30/2014

June jobless rates down over the year in 359 of 372 metro areas; payroll jobs up in 307

07/25/2014

Medical care benefits available to 86 percent of full-time private workers in March 2014

[read more »](#)

MONTHLY LABOR REVIEW



Multiple jobholding in states in 2013

In 2013, the multiple-jobholding rate in individual states continued to vary considerably from the national average of 4.9 percent, a rate that has been unchanged since 2010. [read more »](#)



[Archives »](#)

GEOGRAPHIC INFORMATION »

LATEST PRODUCTS

PRODUCTS BY STATE

PRODUCTS BY SUBJECT

LATEST PRODUCTS FROM THE REGIONAL OFFICES:

New England:

Boston area households paid an average of \$3.699

Midwest:

Chicago area consumer prices were up 0.4% in

LATEST NUMBERS


Consumer Price Index (CPI):
+0.3% in Jun 2014



Unemployment Rate:
6.2% in Jul 2014



Payroll Employment:



AUG

08

Productivity grows 2.5% in 2nd quarter 2014 (annual rate); unit labor costs grow 0.6%

Productivity increased 2.5 percent in the nonfarm business sector in the second quarter of 2014; unit labor costs increased 0.6 percent (seasonally adjusted annual rates). In manufacturing, productivity increased 3.6 percent and unit labor costs decreased 1.3 percent.

[HTML](#) | [PDF](#) | [RSS](#)

AUG

07

Productivity rose in 39 of 54 detailed mining, trade and food services industries in 2013

Labor productivity rose in mining, in wholesale trade and in retail trade but fell in food services and drinking places in 2013. Within these sectors, productivity increased in nearly three-fourths of the detailed industries studied.

[HTML](#) | [PDF](#) | [RSS](#)

08/01/2014

Payroll employment increases in July (+209,000); unemployment rate changes little (6.2%)

07/31/2014

Compensation costs up 0.7% March-June 2014, and 2.0% over the year ending June

07/30/2014

Gross job gains 7.3 million and gross job losses 6.5 million in the 4th quarter of 2013

07/30/2014

June jobless rates down over the year in 359 of 372 metro areas; payroll jobs up in 307

07/25/2014

Medical care benefits available to 86 percent of full-time private workers in March 2014

[read more »](#)

MONTHLY LABOR REVIEW



Multiple jobholding in states in 2013

In 2013, the multiple-jobholding rate in individual states continued to vary considerably from the national average of 4.9 percent, a rate that has been unchanged since 2010. [read more »](#)

[1](#) [2](#) [3](#) [4](#) [5](#)
[Archives »](#)

GEOGRAPHIC INFORMATION »

LATEST PRODUCTS

PRODUCTS BY STATE

PRODUCTS BY SUBJECT

LATEST PRODUCTS FROM THE REGIONAL OFFICES:

New England:

Boston area households paid an average of \$3.699

Midwest:

Chicago area consumer prices were up 0.4% in

LATEST NUMBERS

Consumer Price Index (CPI):
+0.3% in Jun 2014



Unemployment Rate:
6.2% in Jul 2014



Payroll Employment:



AUG
08

Productivity grows 2.5% in 2nd quarter 2014 (annual rate); unit labor costs grow 0.6%

Productivity increased 2.5 percent in the nonfarm business sector in the second quarter of 2014; unit labor costs increased 0.6 percent (seasonally adjusted annual rates). In manufacturing, productivity increased 3.6 percent and unit labor costs decreased 1.3 percent.
[HTML](#) | [PDF](#) | [RSS](#)

AUG
07


Productivity rose in 39 of 54 detailed mining, trade and food services industries in 2013

Labor productivity rose in mining, in wholesale trade and in retail trade but fell in food services and drinking places in 2013. Within these sectors, productivity increased in nearly three-fourths of the detailed industries studied.
[HTML](#) | [PDF](#) | [RSS](#)

08/01/2014
07/31/2014
07/30/2014
07/30/2014
7/25/2014

- Payroll employment increases in July (+209,000); unemployment rate changes little (6.2%)**
- Compensation costs up 0.7% March-June 2014, and 2.0% over the year ending June**
- Gross job gains 7.3 million and gross job losses 6.5 million in the 4th quarter of 2013**
- June jobless rates down over the year in 359 of 372 metro areas; payroll jobs up in 307**
- Medical care benefits available to 86 percent of full-time private workers in March 2014**

[read more »](#)



GEOGRAPHIC INFORMATION »

LATEST PRODUCTS	PRODUCTS BY STATE	PRODUCTS BY SUBJECT
------------------------	-------------------	---------------------

LATEST PRODUCTS FROM THE REGIONAL OFFICES:

New England: Boston area households paid an average of \$3.699
Midwest: Chicago area consumer prices were up 0.4% in

MONTHLY LABOR REVIEW



Multiple jobholding in states in 2013

In 2013, the multiple-jobholding rate in individual states continued to vary considerably from the national average of 4.9 percent, a rate that has been unchanged since 2010. [read more »](#)

◀ 1 2 3 4 5 ▶
Archives »

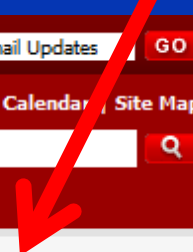
LATEST NUMBERS

Consumer Price Index (CPI):
+0.3% in Jun 2014

Unemployment Rate:
6.2% in Jul 2014

Payroll Employment:





AUG
08

Productivity grows 2.5% in 2nd quarter 2014 (annual rate); unit labor costs grow 0.6%

Productivity increased 2.5 percent in the nonfarm business sector in the second quarter of 2014; unit labor costs increased 0.6 percent (seasonally adjusted annual rates). In manufacturing, productivity increased 3.6 percent and unit labor costs decreased 1.3 percent.

[HTML](#) | [PDF](#) | [RSS](#)

AUG
07

Productivity rose in 39 of 54 detailed mining, trade and food services industries in 2013

Labor productivity rose in mining, in wholesale trade and in retail trade but fell in food services and drinking places in 2013. Within these sectors, productivity increased in nearly three-fourths of the detailed industries studied.

[HTML](#) | [PDF](#) | [RSS](#)

08/01/2014
07/31/2014
07/30/2014
07/30/2014
07/25/2014

- Payroll employment increases in July (+209,000); unemployment rate changes little (6.2%)**
- Compensation costs up 0.7% March-June 2014, and 2.0% over the year ending June**
- Gross job gains 7.3 million and gross job losses 6.5 million in the 4th quarter of 2013**
- June jobless rates down over the year in 359 of 372 metro areas; payroll jobs up in 307**
- Medical care benefits available to 86 percent of full-time private workers in March 2014**

[read more »](#)

MONTHLY LABOR REVIEW



Multiple jobholding in states in 2013

In 2013, the multiple-jobholding rate in individual states continued to vary considerably from the national average of 4.9 percent, a rate that has been unchanged since 2010. [read more »](#)

◀ 1 2 3 4 5 ▶
[Archives »](#)

LATEST NUMBERS

Consumer Price Index (CPI):
+0.3% in Jun 2014



Unemployment Rate:
6.2% in Jul 2014



Payroll Employment:



GEOGRAPHIC INFORMATION »

LATEST PRODUCTS

PRODUCTS BY STATE

PRODUCTS BY SUBJECT

LATEST PRODUCTS FROM THE REGIONAL OFFICES:

New England:

Boston area households paid an average of \$3.699

Midwest:

Chicago area consumer prices were up 0.4% in

AUG
08

Productivity grows 2.5% in 2nd quarter 2014 (annual rate); unit labor costs grow 0.6%

Productivity increased 2.5 percent in the nonfarm business sector in the second quarter of 2014; unit labor costs increased 0.6 percent (seasonally adjusted annual rates). In manufacturing, productivity increased 3.6 percent and unit labor costs decreased 1.3 percent.
[HTML](#) | [PDF](#) | [RSS](#)

AUG
07

Productivity rose in 39 of 54 detailed mining, trade and food services industries in 2013

Labor productivity rose in mining, in wholesale trade and in retail trade but fell in food services and drinking places in 2013. Within these sectors, productivity increased in nearly three-fourths of the detailed industries studied.
[HTML](#) | [PDF](#) | [RSS](#)

08/01/2014
07/31/2014
07/30/2014
07/30/2014
07/25/2014

- Payroll employment increases in July (+209,000); unemployment rate changes little (6.2%)**
- Compensation costs up 0.7% March-June 2014, and 2.0% over the year ending June**
- Gross job gains 7.3 million and gross job losses 6.5 million in the 4th quarter of 2013**
- June jobless rates down over the year in 359 of 372 metro areas; payroll jobs up in 307**
- Medical care benefits available to 86 percent of full-time private workers in March 2014**

[read more »](#)

GEOGRAPHIC INFORMATION »

LATEST PRODUCTS	PRODUCTS BY STATE	PRODUCTS BY SUBJECT
------------------------	-------------------	---------------------

LATEST PRODUCTS FROM THE REGIONAL OFFICES:

- | | |
|--|---|
| New England:
Boston area households paid an average of \$3.699 | Midwest:
Chicago area consumer prices were up 0.4% in |
|--|---|

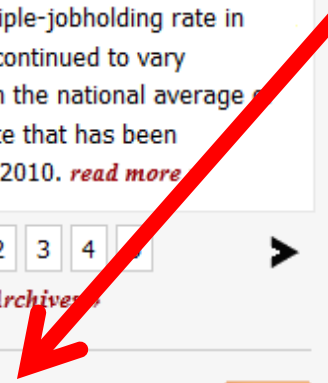
MONTHLY LABOR REVIEW



Multiple jobholding in states in 2013

In 2013, the multiple-jobholding rate in individual states continued to vary considerably from the national average 4.9 percent, a rate that has been unchanged since 2010. [read more](#)

Navigation arrows and a numbered list (1, 2, 3, 4) with the word "Archives" below it.



LATEST NUMBERS

- Consumer Price Index (CPI):**
+0.3% in Jun 2014
- Unemployment Rate:**
6.2% in Jul 2014
- Payroll Employment:**

Quick Review

- BLS collects, analyzes and disseminates data about labor market activity, working conditions, and price changes.
- It provides data and publications

Navigating to the Data

- <http://www.bls.gov/>

- **Session evaluation:** <http://tinyurl.com/grs-eval37>
- Upcoming Sessions!
 - August 13: Bureau of Labor Statistics Intro
 - September 24: Education Data
 - October 22: BLS continued!
 - November 19: BLS continued!
- Brought to you by the North Carolina Library Association's Government Resources Section. Join us!
<http://www.nclaonline.org/government-resources>